






Stage  
**02**  
timetable

## Al Hudayriat Island ITT

km 13.0

Monday, 22 February 2021

Elevation			Distance			timetable km / h			
			leg	run	to be run	51	53	55	
<b>ABU DHABI</b>									
	<b>4 HUDAYRIAT ISLAND</b>	↑ Start	<b>0.0</b>	<b>0.0</b>	<b>13.0</b>	<b>00:00:00</b>	<b>00:00:00</b>	<b>00:00:00</b>	
	4 10 km to finish	↑	0	3.0	3.0	10.0	00:03:32	00:03:24	00:03:17
	4 8 km to finish	↑	0	2.0	5.0	8.0	00:05:53	00:05:40	00:05:28
	<b>4 6 km to finish</b>	↑	<b>0</b>	<b>2.0</b>	<b>7.0</b>	<b>6.0</b>	<b>00:08:15</b>	<b>00:07:56</b>	<b>00:07:39</b>
	4 4 km to finish	↑	0	2.0	9.0	4.0	00:10:36	00:10:12	00:09:50
	4 1 km to finish	↑	0	3.0	12.0	1.0	00:14:08	00:13:36	00:13:06
	<b>4 HUDAYRIAT ISLAND</b>	↑ Finish	<b>1.0</b>	<b>13.0</b>	<b>0.0</b>	<b>00:15:18</b>	<b>00:14:44</b>	<b>00:14:11</b>	

**NOTES:**

First rider start: about 13:45

Last rider finish: about 16:30



Split time:

km 7 - 6 km to finish